

June 17, 2010

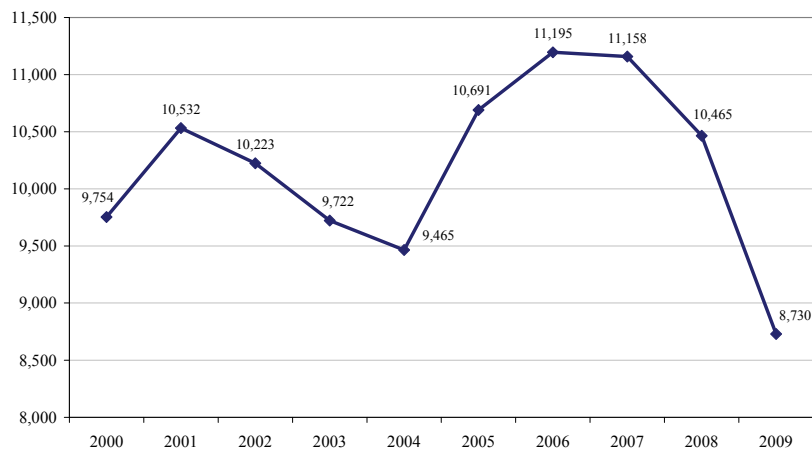
## NEW FBI DATA CONFIRMS FALLING CRIME RATES IN ARIZONA: Violent Crimes Are Down in the State's Three Largest Cities

Many supporters of Arizona's harsh new anti-immigrant law, [SB 1070](#),<sup>1</sup> continue to insist that the law is, in part, a crime-fighting measure. However, the latest crime statistics released by the FBI confirm what [previous data](#)<sup>2</sup> had already indicated: that Arizona is in the midst of a years-long decline in violent crime that pre-dates SB 1070, despite the [growing number](#) of unauthorized immigrants in the state during those same years.<sup>3</sup> Specifically, [preliminary data](#)<sup>4</sup> released by the FBI on May 24, when compared to data from [previous years](#),<sup>5</sup> reveals that the numbers of violent crimes as a whole, and murders in particular, have been trending downwards for years in Arizona's three largest cities: Phoenix, Tucson, and Mesa. Arizona's falling crime rates, together with a century's worth of evidence indicating that immigrants are [less likely](#) to commit serious crimes than the native-born,<sup>6</sup> cast serious doubt on the claims of some SB 1070 supporters that the law is in any way a useful crime-fighting tool.

### Phoenix

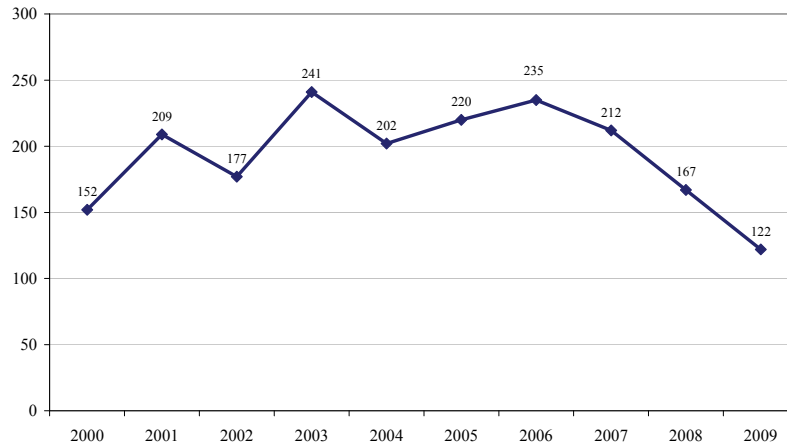
- The total number of violent crimes in Phoenix has fallen every year since 2006 {Figure 1}.
- The number of murders in Phoenix has fallen every year since 2006 {Figure 2}.

Figure 1: Total Number of Violent Crimes in Phoenix, Arizona, 2000-2009



Source: FBI Uniform Crime Reports.

**Figure 2: Number of Murders Committed in Phoenix, Arizona, 2000-2009**

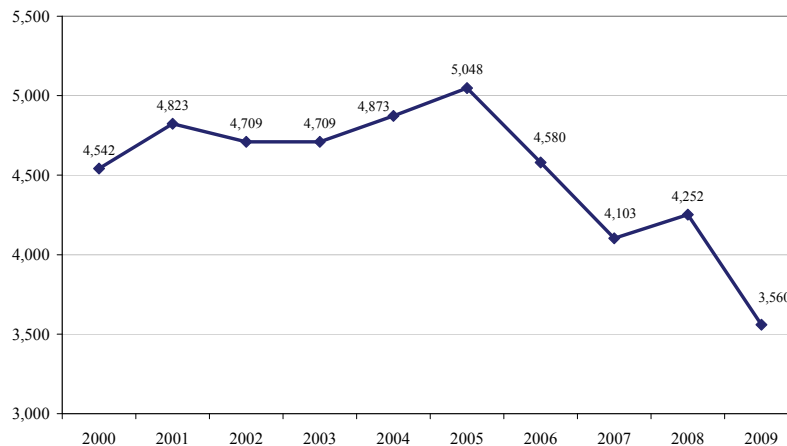


Source: FBI Uniform Crime Reports.

## Tucson

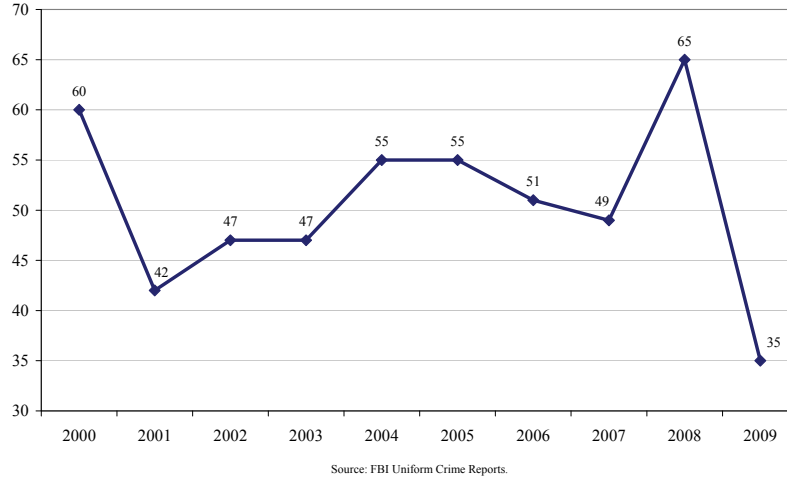
- The total number of violent crimes in Tucson fell from 2005 to 2007, rose slightly in 2008, and then dropped significantly in 2009 {Figure 3}.
- The number of murders in Tucson fell from 2005 to 2007, jumped in 2008, and then dropped dramatically in 2009 {Figure 4}.

**Figure 3: Total Number of Violent Crimes in Tucson, Arizona, 2000-2009**



Source: FBI Uniform Crime Reports.

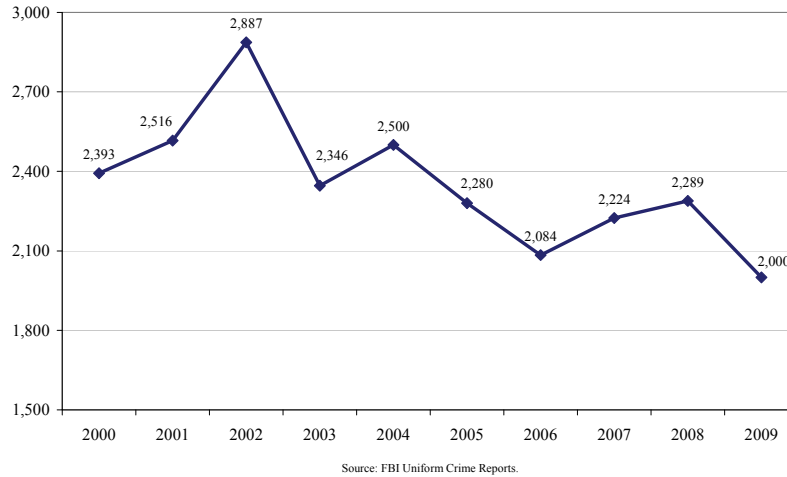
**Figure 4: Number of Murders Committed in Tucson, Arizona, 2000-2009**



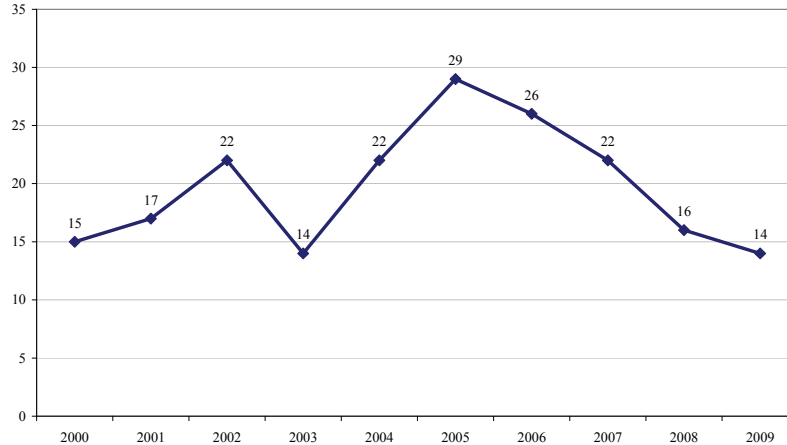
## Mesa

- The total number of violent crimes in Mesa fell from 2004 to 2006, rose somewhat in 2007 and 2008, and then dropped significantly in 2009 {Figure 5}.
- The number of murders in Mesa has fallen every year since 2005 {Figure 6}.

**Figure 5: Total Number of Violent Crimes in Mesa, Arizona, 2000-2009**



**Figure 6: Number of Murders Committed in Mesa, Arizona, 2000-2009**



Source: FBI Uniform Crime Reports.

**For more information contact:**

Walter Ewing  
[wewing@immcouncil.org](mailto:wewing@immcouncil.org)  
202-507-7507

**Endnotes**

<sup>1</sup> See Immigration Policy Center, *Q&A Guide to Arizona's to New Immigration Law: What You Need to Know About the New Law and How It Can Impact Your State* (Washington, DC: American Immigration Council, June 2010).

<sup>2</sup> Walter Ewing, *Arizona's Punishment Doesn't Fit the Crime: Studies Show Decrease in Arizona Crime Rates* (Washington, DC: Immigration Policy Center, American Immigration Council, April 28, 2010).

<sup>3</sup> Jeffrey S. Passel and D'Vera Cohn, *A Portrait of Unauthorized Immigrants in the United States* (Washington, DC: Pew Hispanic Center, April 14, 2009), p. 29.

<sup>4</sup> U.S. Department of Justice, Federal Bureau of Investigation, *Preliminary Annual Uniform Crime Report, January-December 2009*, [Table 4: Offenses Reported to Law Enforcement by State by City 100,000 and over in population](#), May 24, 2010.

<sup>5</sup> U.S. Department of Justice, Bureau of Justice Statistics, [Large Local Agency Crime Trends, 1985-2008](#).

<sup>6</sup> Immigration Policy Center, *Immigrants and Crime: Are They Connected? A Century of Research Finds that Crime Rates for Immigrants are Lower than for the Native-Born* (Washington, DC: American Immigration Law Foundation, December 2007).